

581 Latching Series, SMA

RF Characteristics

Frequency GHz	VSWR (max)	Isolation dB (min)	Ins. Loss dB (max)
DC-4	1.20	80	0.20
4-8	1.30	75	0.30
8-12.4	1.40	70	0.40
12.4-18	1.50	60	0.50
*18-22	1.60	60	0.60
*22-26	1.70	55	0.70

* "K" option only

Specifications

Operating Voltage:

(across temperature range)
 12 Vdc (11-14 Vdc)
 28 Vdc (24-32 Vdc)

Coil Current (max @ nom.Vdc & 20°C):

12 Vdc 550 mA
 28 Vdc 240 mA

Switching Time:

15 mS maximum

Operating Temperature:

-25°C to +65°C (Standard)
 -55°C to +85°C (Extended "T" Option)

Mechanical Life, Cycles:

1,000,000 minimum

Vibration, Operating:

10 G RMS, 20-2000 Hz

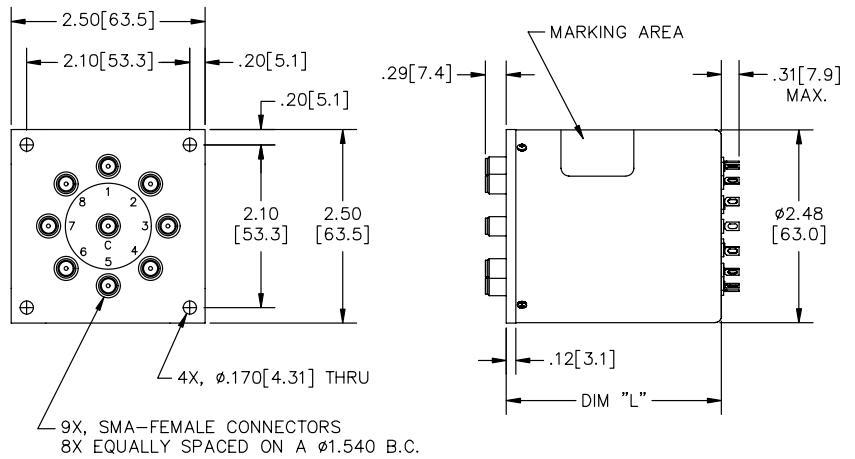
Mechanical Shock, Non-Operating:

50 G, 1/2 Sine, 11 mS

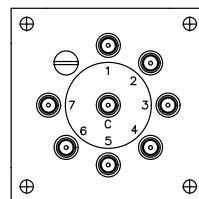
Nominal Weight:

18 oz., (510g.)

Mechanical



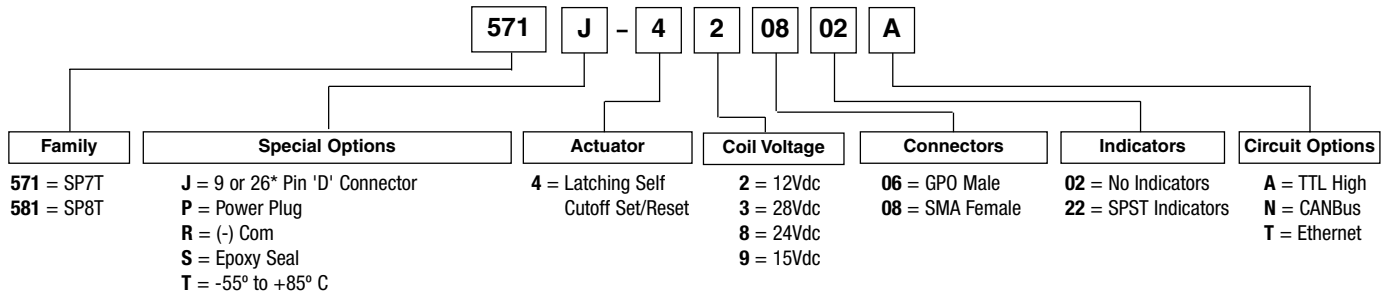
581-430822 Shown



DIM "L" (MAX)	MODEL	ELEC. SCHEM.
2.40[61.0]	5X1-4X08	1
2.70[68.6]	5X1-4X0822	1
2.70[68.6]	5X1-4X0802A	2
3.00[76.2]	5X1-4X0822A	2

For Electrical Schematic see page # 3-17

Part Number Selection



* 26-Pin 'D' Connector is 3 row high density